


FULL CONE NOZZLES

BF/BH

X-VANE/SQUARE SPRAY/TWO PIECES

A simpler two piece design is used for BF and BH type nozzles producing a square section spray pattern. Depending upon their size these nozzles are manufactured out of bar stock or casting, drawings, dimensions and weights as shown.

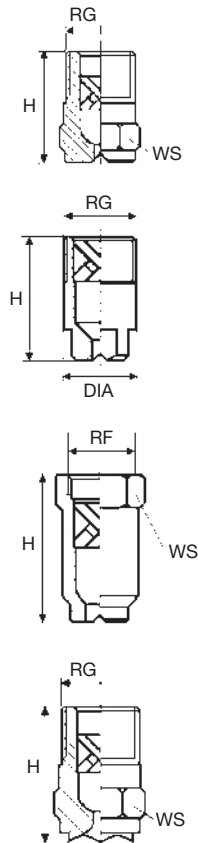
They are the convenient choice where the coverage of a surface is required to be as even as possible. Please note that the sides of the square spray section are not in line with the grooves on the nozzle orifice, the offset angle is between 10° and 15° depending upon working pressure and distance. The proper alignment of the nozzles should be obtained at the time when the system is installed or serviced.



Materials	B1	AISI 303 Stainless steel
	B31	AISI 316L Stainless steel
	T1	Brass

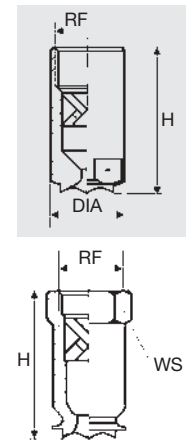
Standard spray angle

BFS	BHQ	Code	RF RG inch	D mm	D1 mm	Capacity at different pressure values (lpm) (bar)							Spray angle (degrees) at pressure (bar)		
						0.7	1.0	2.0	3.0	5.0	7.0	10	0.7	3.0	5.0
	•	1270	1/8	1.7	1.3	1.30	1.56	2.20	2.70	3.49	4.12	4.93	52	60	58
	•	1350		1.9	1.3	1.74	2.08	2.94	3.60	4.65	5.50	6.57	58	60	60
	•	1440		2.2	1.3	2.13	2.54	3.59	4.40	5.68	6.72	8.03	60	65	60
	•	1740	1/4	2.8	1.6	3.57	4.27	6.04	7.40	9.55	11.3	13.5	62	65	60
	•	1890		3.2	1.6	4.30	5.14	7.27	8.90	11.5	13.6	16.2	62	65	60
	•	2107		3.8	1.6	5.17	6.18	8.74	10.7	13.8	16.3	19.5	65	65	60
	•	2133	3/8	4.0	2.4	6.42	7.68	10.9	13.3	17.2	20.3	24.3	60	62	60
	•	2210	1/2	5.5	3.2	10.1	12.1	17.2	21.0	27.1	32.1	38.3	62	64	60
	•	2270		6.4	3.2	13.0	15.6	22.0	27.0	34.8	41.2	49.2	62	65	60
	•	2370	3/4	6.7	4.4	17.8	22.0	31.0	37.0	47.8	56.5	67.5	60	64	62
•		2780	1	1.9	1.3	37.7	45.2	64.3	78.0	101	120	142	77	78	75
•		3131	1+1/4	2.4	1.3	63.3	75.6	107	131	169	200	239	77	78	73
•		3170	1+1/2	2.8	1.6	82.1	98.1	139	170	219	260	310	75	78	70
•		3215	2	3.2	1.6	104	124	176	215	278	328	392	65	72	68
•		3265		3.8	1.6	128	153	216	265	342	405	484	73	75	68
•		3355		1.6	1.3	171	205	290	355	458	542	648	73	75	70
•		3360	2+1/2	1.9	1.3	174	208	294	360	465	550	657	64	70	63
•		3435		2.4	1.3	210	251	355	435	562	664	794	75	80	73
•		3700		2.8	1.6	338	404	571	700	904	1069	1278	73	76	74
•		4220	5	1.9	1.3	1063	1270	1796	2200	2840	3361	4017	73	75	72
•		4420		6	2.4	1.3	2029	2425	3429	4200	5422	6416	7668	75	78



Wide spray angle

BFW	BHW	Code	RF RG	D	D1	0.7	1.0	2.0	3.0	5.0	7.0	10	0.7	3.0	5.0
	•	2100	1/4	3.2	1.6	4.83	5.77	8.16	10.0	12.9	15.3	18.3	106	115	100
	•	2122		3.9	1.6	5.89	7.04	9.96	12.2	15.8	18.6	22.3	105	120	110
	•	2144		4.0	2.4	6.96	8.31	11.8	14.4	18.6	22.0	26.3	105	120	110
	•	2172		4.6	2.4	8.31	9.93	14.0	17.2	22.2	26.3	31.4	105	120	105
	•	2194		5.4	2.4	9.37	11.2	15.8	19.4	25.0	29.6	35.4	105	120	106
	•	2220	1/2	4.8	3.0	10.6	12.7	18.0	22.0	28.4	33.6	40.2	105	110	105
	•	2250		5.1	3.0	12.1	14.4	20.4	25.0	32.3	38.2	45.6	105	110	105
	•	2290		5.7	3.0	14.0	16.7	23.7	29.0	37.4	44.3	53.0	105	110	105
	•	2320		7.0	3.0	15.4	18.5	26.1	32.0	41.3	48.9	58.4	105	110	105
	•	2360		8.0	3.0	17.4	20.8	29.4	36.0	46.5	55.0	65.7	105	110	105
•	•	2500		3/4	8.5	4.5	24.2	28.9	40.8	50.0	64.5	76.4	91.3	105	115
•	•	2930	1	11.6	5.6	44.9	53.7	75.9	93.0	120	142	170	107	110	106
•		3134	1+1/4	14.5	6.0	64.7	77.4	109	134	173	205	245	108	110	107
•		3200	1+1/2	18.2	9.0	96.6	115	163	200	258	305	365	108	115	108
•		3395		2	24.0	11.1	191	228	322	395	510	603	721	110	112
•		3590	2+1/2	26.0	14.3	285	341	482	590	761	901	1077	110	115	110
•		3800		3	31.5	17.5	386	462	653	800	1032	1220	1460	110	120



Size inch	1/8	1/4	3/8	1/2	3/4	1	1+1/4	1+1/2	2	2+1/2	3	5	6
H mm	22	23	30	39	55	70	88	102	138	175	187	311	366
WS mm	12	14	17	21	27	32	40	50	60	85	100	170	200
DIA mm					32	38							
W kg	0.01	0.02	0.03	0.04	0.20	0.35	0.55	0.80	1.6	2.0	7.8	18	25

Dimensions and weights
Values are based on the largest/heaviest nozzle for each single size.